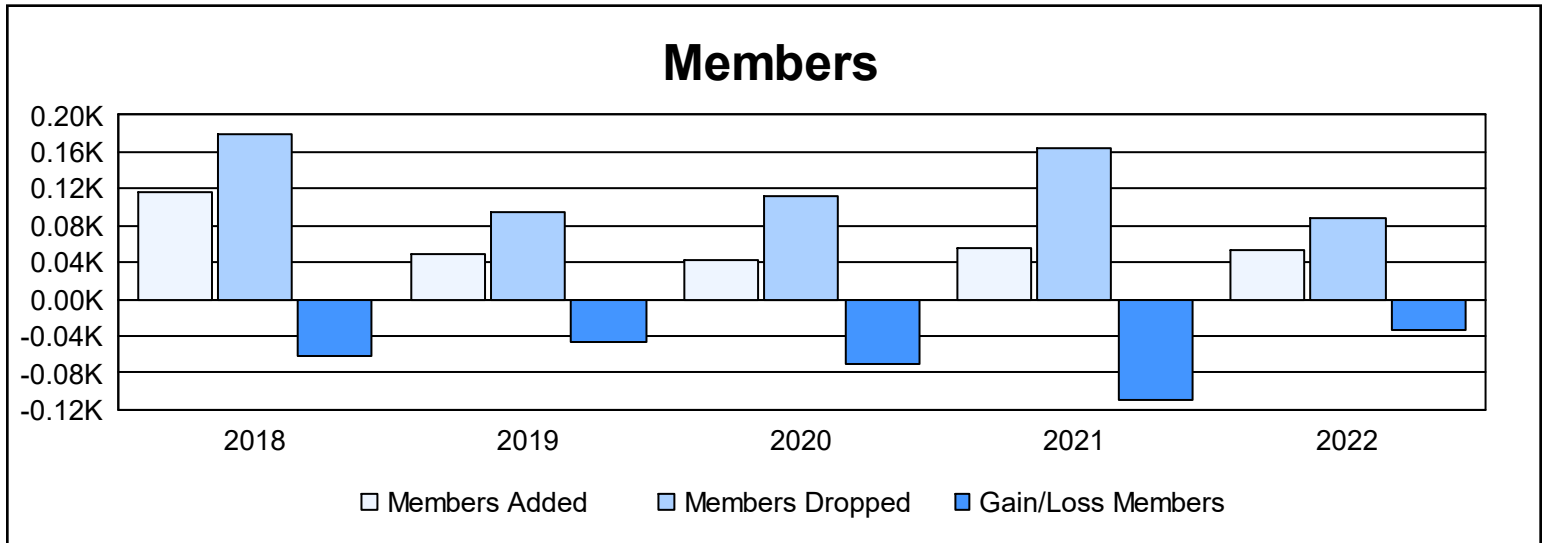
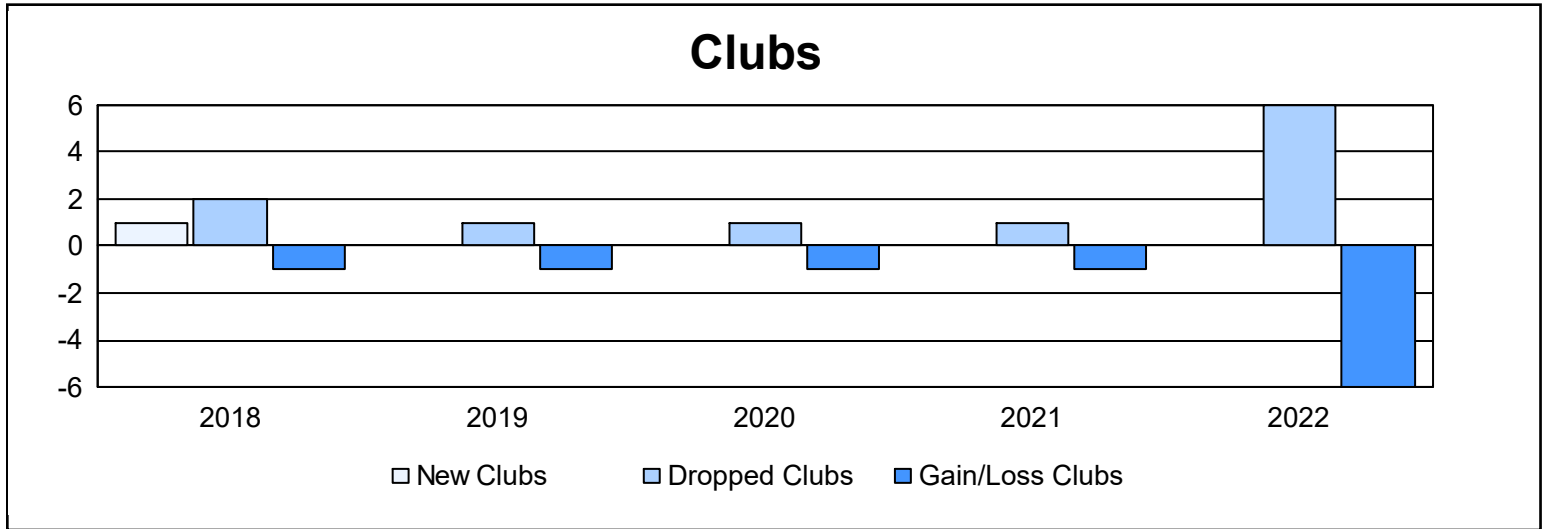
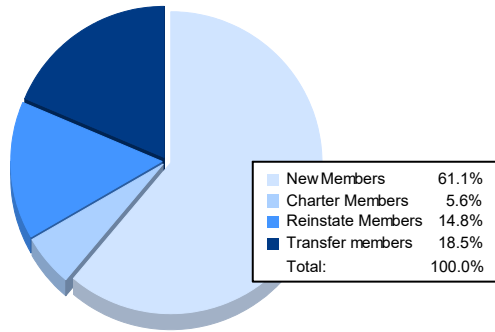


Year	New Clubs	Dropped Clubs	Gain/ Loss Clubs	New Members	Charter Members	Reinstate Members	Transfer Members	Total Member Added	Total Members Dropped	Gain/ Loss Members
2017-2018	1	2	-1	79	22	2	14	117	179	-62
2018-2019	0	1	-1	37	6	2	4	49	95	-46
2019-2020	0	1	-1	34	1	6	1	42	112	-70
2020-2021	0	1	-1	40	6	6	3	55	165	-110
2021-2022	0	6	-6	33	3	8	10	54	87	-33
<b>Average</b>	<b>0</b>	<b>2</b>	<b>-2</b>	<b>45</b>	<b>8</b>	<b>5</b>	<b>6</b>	<b>63</b>	<b>128</b>	<b>-64</b>



### Membership Composition June 2022 Cumulative



### Gender Composition June 2022 Cumulative

